





Do smartphone applications and activity trackers increase physical activity in adults? Systematic review, meta-analysis and metaregression

Liliana Laranjo ^{1,2}, Ding Ding ³, Bruno Heleno ⁴, Baki Kocaballi,^{2,5} Juan C Quiroz,^{2,6} Huong Ly Tong,² Bahia Chahwan,² Ana Luisa Neves,⁷ Elia Gabarron,⁸ Kim Phuong Dao,² David Rodrigues,⁹ Gisela Costa Neves,⁹ Maria L Antunes,¹⁰ Enrico Coiera ², David W Bates¹¹

► Additional material is published online only. To view, please visit the journal online (<http://dx.doi.org/10.1136/bjsports-2020-102892>).

For numbered affiliations see end of article.

Correspondence to

Dr Liliana Laranjo, Faculty of Medicine and Health - Westmead Applied Research Centre, The University of Sydney, Sydney, NSW 2113, Australia; liliana.laranjo@mq.edu.au

DD and BH contributed equally.

Accepted 5 November 2020

Published Online First

21 December 2020

ABSTRACT

Objective To determine the effectiveness of physical activity interventions involving mobile applications (apps) or trackers with automated and continuous self-monitoring and feedback.

Design Systematic review and meta-analysis.

Data sources PubMed and seven additional databases, from 2007 to 2020.

Study selection Randomised controlled trials in adults (18–65 years old) without chronic illness, testing a mobile app or an activity tracker, with any comparison, where the main outcome was a physical activity measure. Independent screening was conducted.

Data extraction and synthesis We conducted random effects meta-analysis and all effect sizes were transformed into standardised difference in means (SDM). We conducted exploratory metaregression with continuous and discrete moderators identified as statistically significant in subgroup analyses.

Main outcome measures Physical activity: daily step counts, min/week of moderate-to-vigorous physical activity, weekly days exercised, min/week of total physical activity, metabolic equivalents.

Results Thirty-five studies met inclusion criteria and 28 were included in the meta-analysis (n=7454 participants, 28% women). The meta-analysis showed a small-to-moderate positive effect on physical activity measures (SDM 0.350, 95% CI 0.236 to 0.465, $I^2=69%$, $T^2=0.051$) corresponding to 1850 steps per day (95% CI 1247 to 2457). Interventions including text-messaging and personalisation features were significantly more effective in subgroup analyses and metaregression.

Conclusion Interventions using apps or trackers seem to be effective in promoting physical activity. Longer studies are needed to assess the impact of different intervention components on long-term engagement and effectiveness.

INTRODUCTION

Physical activity is essential to the prevention and treatment of multiple chronic conditions^{1 2} and can prevent premature mortality.³ Any intensity of physical activity substantially reduces risk of death in a dose–response manner.⁴ Nonetheless, more than a quarter of adults worldwide are insufficiently active,⁵ and physical inactivity represents a leading cause of death worldwide.⁶ The global pandemic

of physical inactivity is responsible for at least \$67.5 billion of economic burden per year.⁷

Behaviour change interventions to promote physical activity can include several behaviour change strategies and components—so-called behaviour change techniques (BCTs).⁸ Two BCTs seem to be particularly effective: self-monitoring and feedback on behaviour.⁹ For instance, interventions using pedometers can facilitate self-monitoring and feedback on step counts, having shown significant improvements in the short term (4 months).^{10 11} However, these pedometer interventions are burdensome to maintain, as users have to use a step diary to keep track of their step counts.

In contrast, modern-day smartphone applications (apps) and activity trackers (eg, wearable fitness bands and smartwatches) enable automated and continuous self-monitoring and feedback on physical activity. Current smartphones and trackers enable the burdenless measurement of activity with acceptable accuracy,¹² as well as allow for continuous access to recorded data (longitudinally and in real time), via apps or the tracker's display. Nevertheless, a major challenge with apps and trackers is their high drop-off rate,¹³ with reports of a third of users of activity trackers abandoning their device in the first 6 months.¹⁴ It has been suggested that reducing user burden and providing features like goal setting, personalisation and game-like functionality (ie, gamification) may facilitate engagement, promote retention and increase intervention effectiveness.^{15–17}

Existing reviews of apps and trackers have not yet focused on seemingly healthy adults^{18–23} and technology enabling automated and continuous self-monitoring and feedback, with apps often still requiring users to connect an accelerometer to a computer periodically via a hardware connection.^{20 22 24–30} These reviews of older apps and trackers have shown non-significant^{22 24 26} or small-to-moderate positive results^{20 25 28} with high heterogeneity, often mixing very different types of populations apart from healthy adults (eg, children,²⁶ elderly^{22 27 28} and chronic conditions^{20 25 27 28}). Furthermore, retention and engagement with these interventions, and effectiveness of different intervention features (eg, personalisation and gamification) have seldom been analysed.



© Author(s) (or their employer(s)) 2021. No commercial re-use. See rights and permissions. Published by BMJ.

To cite: Laranjo L, Ding D, Heleno B, et al. *Br J Sports Med* 2021;**55**:422–432.

The aim of this systematic review and meta-analysis was to evaluate the characteristics and effectiveness of interventions involving contemporary mobile apps or physical activity trackers (ie, enabling automated and continuous self-monitoring and feedback) in promoting physical activity, as well as in improving engagement and retention, in adults (18–65 years old) without chronic disease. A secondary aim was to explore and compare the effect of specific features in these interventions using metaregression.

METHODS

This systematic review is reported in accordance with the Preferred Reporting Items for Systematic Reviews and Meta-Analyses statement.³¹ We followed a protocol registered with PROSPERO (CRD42017057854) for a broader review on physical activity, diet and weight loss. This paper focuses on physical activity; papers focusing on weight loss and diet were excluded at the full-text screening stage and will be analysed in a separate publication.

Search strategy

A search of the literature was performed in January 2017 (and updated continuously up to January 2020) using PubMed, Embase, CINAHL, PsycInfo, SciELO, ACM Digital Library, Cochrane Central Register of Controlled Trials and Clinical-Trials.gov. Articles were included if published between January 2007 and January 2020 since the launch of the first app stores. No language restrictions were applied. Search strings combined free terms (eg, smartphone, application and wearable) and controlled vocabulary (complete search strategy in online supplemental eMethods). Reference lists of relevant articles were also screened. Citations were uploaded to EndNote V.X9, where duplicates were removed.

Study selection criteria

We included randomised controlled trials (RCTs) where the population of interest was adults aged 18–65 years old without chronic disease; high adiposity or high body mass index (risk factors for chronic disease) were not exclusion criteria. We selected this study population because the relative homogeneity allows for comparing specific features and because youth, the elderly and those living with chronic diseases have different needs, barriers and enablers regarding physical activity that may not generalise to the general population. The intervention included a mobile app or an activity tracker enabling automated and continuous self-monitoring and feedback on physical activity measures. Our definition excludes pedometers and accelerometers if they did not offer ongoing access to tracked measures throughout time (either via the tracker's display or by wirelessly syncing with an app). Given that this definition is compatible with the state-of-the-art in technologies to promote physical activity, we simply refer to them as 'smartphone apps' and 'activity trackers' throughout the paper.

The comparison group was either a true control (eg, given no intervention—usual care, waiting list—or an intervention not including an app or a tracker) or was an active control (ie, receiving a control intervention including an app or a tracker); and the main outcomes were measures of physical activity (online supplemental eTable 1 and eMethods 2).

Screening and data extraction

Title and abstract screening and full-paper screening were conducted by six pairs of independent investigators. Two

investigators extracted information from the included studies into a Microsoft Excel spreadsheet (version 16.43): publication information, mobile technology, intervention characteristics, study duration, participant and setting characteristics, outcomes, behaviour change theories, retention rates (percentage completing follow-up assessment), engagement measures, funding sources, conflicts of interest, incentives for participation, adherence to reporting guidelines, personalisation and gamification features. Coding of BCTs according to the BCT taxonomy⁸ was conducted by three trained investigators. Included studies were assessed independently by two researchers using Cochrane's risk of bias tool (domains assessed: random sequence allocation, allocation concealment, blinding of participants and personnel, blinding of outcome assessment, incomplete outcome data and selective reporting).^{32,33} Disagreements in screening, data extraction and risk of bias assessment were resolved by a third investigator. Data extraction and coding of BCTs were not conducted independently. For multiarm trials, data extraction was conducted for the two arms of interest (online supplemental eMethods 3). Data extraction was complemented with information from protocol papers, trial registrations and emails to authors, as well as known basic features of commercial trackers and mobile apps.

Strategy for data synthesis

A narrative synthesis was conducted for all studies. Studies for which it was possible to calculate an effect size were combined for a summary effect. Outcomes from cluster RCTs were included when adjusted for the effects of clustering. Whenever a single study reported multiple outcomes, the outcome to be included in the meta-analysis was selected through consensus among the authors following predefined rules to minimise bias (online supplemental eMethods 3).

Continuous outcomes were pooled together and all effect sizes were transformed into the standardised difference in means (SDM).³⁴ Estimates of mean physical activity effect sizes were also converted from SDM to number of steps per day for ease of interpretation (online supplemental eMethods 4).

We used random effects models for all analyses; the between-studies variance (T^2) was estimated using the method of moments. We used I^2 to describe the proportion of the variance in observed effects that is due to variance in true effects.³⁵ The presence of publication bias was evaluated by the use of a funnel plot and the Duval and Tweedie trim-and-fill method.³⁵ We used the Grading of Recommendations Assessment, Development and Evaluation (GRADE) system for grading the body of evidence.³⁶

Sensitivity analyses, subgroup analyses and metaregression

Seven sensitivity analyses were conducted to assess the robustness of the findings (online supplemental eMethods 5). The cause of observed statistical heterogeneity was explored using subgroup analysis. We conducted 27 subgroup analyses, of which 16 were planned and 11 were post hoc (online supplemental eMethods 6). We conducted metaregression with statistically significant moderators identified in subgroup analyses, a dichotomous variable representing studies where the app or tracker was the only difference between intervention and control, and continuous moderators (number of BCTs in the intervention, retention rate and study duration) for hypothesis-generating purposes. R^2 was calculated to determine the proportion of total between-study variance explained by the model. Comprehensive Meta-Analysis V.3 was used for all computations. The significance level for all statistical tests was set at a p value of <0.05, two-tailed; 95% CIs were calculated where applicable.

Patient and public involvement

Although this study contained no direct consumer involvement, post hoc subgroup analyses were informed by previous work where consumer perspectives and needs in a physical activity intervention were explored.³⁷ The results from the present study will be disseminated through the institutional websites and press releases.

RESULTS

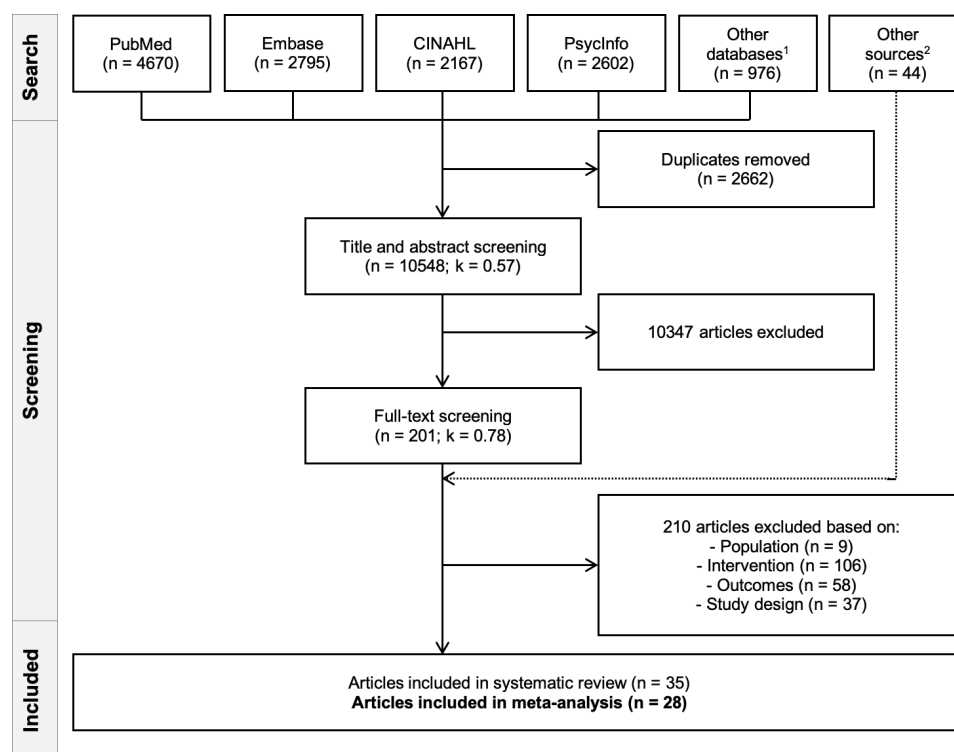
The database search retrieved 10 548 articles, after 2662 duplicates were removed (figure 1). After title and abstract screening, 10 347 articles were excluded. Full-text screening was conducted for the remaining 201 papers; 44 additional articles were found via updates of the database searches and reference lists of included papers. A further 210 articles were excluded (online supplemental eResults 1). The kappa statistic was 0.57 (fair agreement) for the title and abstract screening and 0.78 (substantial agreement) for the full-text screening, before consensus agreement was reached (online supplemental eTable 2). Although 35 studies met inclusion criteria, in 7 studies it was not possible to calculate an effect size to include in the meta-analysis (online supplemental eTables 3-5). The final number of included studies was 28.³⁸⁻⁶⁵ Of these, one was a doctoral thesis⁴⁰ and another was a working paper⁵⁷; the remaining were published articles.

Description of included studies

The 28 studies were published between 2014 and 2019, and were mainly (n=20) conducted in the USA^{39 40 45 47-61 63 64} (table 1). Study duration varied between 2 and 40 weeks (mean duration: 13 weeks). Studies involved a total of 7454 participants, including 2107 (28%) women; 14 studies had a

sample size smaller than 100, and 17 studies had less than 50 participants in the active intervention arm. In 12 studies, recruitment included only physically inactive or sedentary adults,^{40-42 46-48 51 54 55 57 58 64} and in 6 studies, recruitment included only overweight or obese individuals.^{38 41 47 50 53 64} Risk of bias was assessed as low for at least 4 out of 6 categories in 17 studies^{38 40 42-45 48-50 52 53 56 58 60 61 64 65} (online supplemental eTable 6). In seven articles, the authors declared relevant conflicts of interest^{38 45 48 50 53 56 60} (three papers had no conflict of interest statement, online supplemental eTable 7). Adherence to reporting guidelines was explicitly mentioned in eight studies^{40-43 48 49 58 65} (online supplemental eTable 7). Physical activity outcomes were measured with a research-grade accelerometer in 11 studies,^{38 40 42-44 46 47 51 55 59 64} self-reported (questionnaire) in 3 studies,^{39 41 63} and assessed with a mobile app or consumer-grade activity tracker in 14 studies^{45 48-50 52-54 56-58 60-62 65} (online supplemental eTable 8). Daily step count was the outcome in 21 studies^{38 40 42 43 45 46 48-54 56 57 59-62 64 65} and moderate-to-vigorous physical activity was the outcome in four studies^{44 47 55 58}; three studies had different outcomes (all self-reported)—weekly days exercised, total physical activity (min/week) and metabolic equivalents per week (online supplemental eTable 8). All extracted outcomes are openly available online (<https://osf.io/d3rnu/>).

Participant engagement with the intervention was mentioned in 18 studies (online supplemental eTable 9). There was inconsistency in metrics reported. The most commonly reported measure across studies was the percentage of daily usage (six studies),^{41 42 45 47-49} which varied between 58.3% and 97.4% (mean 79.9, SD 14.5). Four studies reported on engagement changes throughout time, showing progressively



¹ Other databases include SciELO, Cochrane Central Register of Controlled Trials and ACM Digital Library

² Other sources include reference lists of included articles and database search updates

Figure 1 Flowchart of included studies. A total of 28 studies were included in the meta-analysis.¹Other databases include SciELO, Cochrane Central Register of Controlled Trials and ACM Digital Library.²Other sources include reference lists of included articles and database search updates.

Table 1 Characteristics of studies included in the meta-analysis

First author, year, country*	Participants†	N (I, C),‡ women (n)	Duration
True control group: no tracker or app component			
Wyke, 2019, Netherlands, Norway, Portugal ³⁸	Men, BMI≥27, 30–65 years	1113 (560, 553), 0	3months
Donoghue, 2018, USA ³⁹	17–50 years, first year medical students	3-arm N 120 (40, 40), 41	10months
Pope, 2018, USA ⁴⁰	Inactive,§ BMI≥18.5, 18–35 years	38 (19, 19); 28	3months
Vandelanotte, 2018, Australia ⁴¹	Inactive,§ BMI 25–40,≥18 years	243 (121, 122), 182	3months
Ashton, 2017, Australia ⁴²	Men, inactive,§ 18–25 years	50 (26, 24), 0	3months
Brakenridge, 2016, Australia ⁴³	Desk-based office workers	153 (66, 87), 70	3months
Finkelstein, 2016, Singapore ⁴⁴	21–65 years, office workers (13 worksites)	4-arm N 800 (203, 201), 212	6months
Poirier, 2016, USA ⁴⁵	Office workers	265 (133, 132), 175	1.5months
Ashe, 2015, Canada ⁴⁶	Women, inactive,¶ 55–70 years	25 (13, 12), 25	6months
Cadmus-Bertram, 2015, USA ⁴⁷	Women, inactive,** BMI≥25, postmenopause	51 (25, 26), 51	4months
Martin, 2015, USA ⁴⁸	Inactive,†† 18–69 years, CVD prevention centre	3-arm N 48 (16;16); 15	5 weeks
Thomdike, 2014, USA ⁴⁹	21–45 years, medical residents	104 (52, 52), 54	1.5months
Active control with a tracker or app component			
Patel, 2019, USA ⁵⁰	BMI≥25	4-arm N 602 (150, 151), 175	6months
Ellingson, 2019, USA ⁵¹	Inactive,§ 24–65 years	91 (45, 46), 48	3months
Zhang, 2019, USA ⁵²	Women, 18–35 years, African–American	91 (44, 47), 91	3months
Patel, 2018, USA ⁵³	BMI≥27, university staff	4-arm N 209 (44, 65), 160	13 weeks
Robinson, 2018, USA ⁵⁴	Inactive,§ 35–69 years	63 (31, 32), 45	5 weeks
Fanning, 2017, USA ⁵⁵	Inactive,** 30–54 years	4-arm N 116 (29, 87), 93	3months
Patel, 2017, USA ⁵⁶	Family members in Framingham Study	206 (102, 104), 112	3months
John, 2016, USA ⁵⁷	Inactive,‡‡ AchieveMint users	2055 (1027, 1028),NR	2 weeks
King, 2016, USA ⁵⁸	Inactive** or sedentary,§§ ≥45 years	4-arm N 95 (22, 27), 36	2months
Melton, 2016, USA ⁵⁹	African–American women, 18–24 years	69 (28, 41), 69	2months
Patel, 2016, USA (I) ⁶⁰	Employees	4-arm N 304 (68, 80), 108	13 weeks
Patel, 2016, USA (II) ⁶¹	Employees/family members of employees	4-arm N 288 (64, 100), 124	13 weeks
Walsh, 2016, Ireland ⁶²	Healthy adults	58 (29, 29), 40	5 weeks
Cowdery, 2015, USA ⁶³	18–69 years	40 (20, 20), 34	3months
Wang, 2015, USA ⁶⁴	Inactive,§ BMI≥25, 18–69 years	67 (33, 34), 61	1.5months
Glynn, 2014, UK ⁶⁵	Adults	90 (45, 45), 58	2months

*Ordered by study year.

†Participant eligibility criteria, organised by gender, level of physical activity, BMI, age, other characteristics, where reported.

‡In studies with more than two arms, the intervention of interest and control groups were selected as per defined in the methods.

§<150–300 min/week of MVPA.

¶<30min/week MVPA.

**<60 min/week MVPA.

††<90 min/week MVPA.

‡‡<70th percentile for mean daily steps in AchieveMint platform.

§§Sitting time ≥10 hours/day.

app, smartphone application; BMI, body mass index; C, control; CVD, cardiovascular disease; I, intervention; MVPA, moderate-to-vigorous physical activity; NR, not reported.

lower engagement with the intervention.^{43 44 51 55} Retention rates varied between 61% and 100% for the intervention group (mean 90.5%, SD 10.2) (online supplemental eTable 9). In 15 studies, participants received incentives for study compliance and completion, most commonly gift vouchers^{38 40–42 44 45 47 50 52–54 56 58–60} (online supplemental eTable 10).

Intervention and control group components and BCTs

Studies were grouped according to whether or not the control group involved a smartphone app or tracker enabling automatic self-monitoring and feedback: true control (12 studies)^{38–49} or active control (16 studies)^{50–65} (table 2). Most interventions (n=20) included a physical activity tracker, with or without a mobile app^{38–49 51 52 54 56 57 59 64} (12 studies included a tracker with an app); eight interventions used a smartphone app without a tracker^{53 55 58 60–63 65} (table 2 and online supplemental eTable 11). Other common intervention components included email,^{39 43 45 48 49 53–57 59–61 63} human involvement

(face-to-face or phone calls)^{38 42 43 46 47 49 51 55 62 64 65} and text messaging.^{45 48 53 55 56 60 61 64 65} There were only five studies where the only different components between intervention and control were the tracker or the smartphone app for self-monitoring and feedback on physical activity.^{40 41 43 58 59}

Behaviour change theories were mentioned in 19 studies,^{38 40–42 44–48 50–52 54–58 62 63} the most common being social cognitive theory^{40–42 46 52 55 58} (online supplemental eTable 11). The mean number of BCTs present in interventions was 8.1 (SD 3.2) and in controls it was 2.9 (SD 2.3). Apart from BCTs in the ‘feedback and monitoring’ group, the most common groups of BCTs present in the intervention were ‘goals and planning’ and ‘reward and threat’ (figure 2 and online supplemental eTable 11), and the most frequent techniques were goal setting,^{38 39 41 42 44–48 50 51 54 55 60–65} prompts/cues,^{43 45 48–52 54 55 57–59 62–65} instruction on how to perform the behaviour^{38 40 42–44 46 48 51 54 55 58 62 63 65} and social support.^{38 41 42 44–46 51 52 58} Gamification or exergames were present in 14 studies^{38 39 44–46 49 50 53 55–58 60 63} (online

Table 2 Components and BCTs in intervention and control groups*†

Author	Characteristics and BCTs of the intervention		Characteristics of the controls
	Tracker and/or app‡	Other intervention components	
True control group: no app or tracker component			
Wyke ³⁸	<u>Tracker+app</u> : social support and comparison	<u>Group meetings</u> : goal setting, action planning, review goals, social support, instruction on doing the behaviour, info on health consequences and emotional consequences, behavioural practice, graded tasks, credible source, identity associated with new behaviour	None
Donoghue ³⁹	<u>Tracker (Fitbit)</u>	<u>Emails, mentored walks/runs</u> : goal setting, social comparison, behaviour practice and substitution, graded tasks, restructuring the physical environment	None
Pope ⁴⁰	<u>Tracker+app (Polar)</u>	Facebook group: instruction on doing the behaviour	Facebook group
Vandelanotte ⁴¹	<u>Tracker (Fitbit)</u>	Website: goal setting, problem solving, action planning, feedback, self-monitoring, social support, info on health consequences	Website
Ashton ⁴²	<u>Tracker+app (Jawbone)</u> : goal setting	<u>Facebook group, website, meetings, resistance band, leaflet</u> : problem solving, review goals, social support, instruction on doing the behaviour, demonstration of the behaviour, behaviour practice, habit formation, credible source; adding objects	None
Brakenridge ⁴³	<u>Tracker+app (LUMOback)</u>	Leaflet, emails, meetings: feedback, instruction on doing the behaviour, info on health consequences and on others approval, cues	Leaflet, emails, meetings
Finkelstein ⁴⁴	<u>Tracker (Fitbit)</u>	<u>Fitbit website+control</u> : goal setting, social support and comparison, unspecific reward	Leaflets
Poirier ⁴⁵	<u>Tracker (Pebble+)</u>	<u>Website (+SNS), emails, SMS</u> : goal setting, social support and comparison, cues, graded tasks, unspecific reward	None
Ashe ⁴⁶	<u>Tracker+app (Fitbit)</u>	<u>Fitbit website, meetings, transport tickets</u> : goal setting, problem solving, action planning, review goals, social support and comparison, instruction on doing the behaviour, info on health consequences, graded tasks, adding objects	Meetings
Cadmus ⁴⁷	Tracker (Fitbit)	<u>Fitbit website, meeting</u> : goal setting, action planning, review goals, commitment	Pedometer, leaflet
Martin ⁴⁸	<u>Tracker+app (Fitbug)</u>	<u>Website, emails, SMS</u> : goal setting, instruction on doing the behaviour, cues, habit formation, credible source, unspecific reward	None
Thorndike ⁴⁹	<u>Tracker (Fitbit)</u> : reward	<u>Fitbit website+control</u>	Gym access, personal training, meetings, emails
Active control with an app or tracker component			
Patel, 2019 ⁵⁰	Tracker (Withings Activité Steel)+app	SMS/emails, <u>gamification</u> : goal setting, behavioural contract, commitment, anticipated regret, social comparison, cues, removal of aversive stimulus, graded tasks, non-specific incentive+reward, future punishment, punishment	Tracker (Withings Activité Steel)+app+SMS/emails
Ellingson ⁵¹	Tracker+app (Fitbit)	<u>Motivational interviewing, habit education (meetings+phone)</u> : goal setting, problem solving; instruction on doing the behaviour, social support, cues, habit formation	Tracker+app (Fitbit)
Zhang ⁵²	Tracker (Fitbit)+app+social features: social support and comparison, cues	None	Tracker (Fitbit), app
Patel, 2018 ⁵³	App (Moves)	<u>Combined financial incentives, goal achievement feedback (SMS/emails)</u> : goal setting, anticipated regret, material incentive+reward, future punishment	App (Moves), goal achievement feedback (SMS/emails)

Continued

Table 2 Continued

Author	Characteristics and BCTs of the intervention		
	Tracker and/or app‡	Other intervention components	Characteristics of the controls§
Robinson ⁵⁴	Tracker (Fitbit)	Emails (<u>+incentive reminders</u>), <u>online resources</u> : goal setting, problem solving, action planning, instruction on doing the behaviour, cues, habit formation, graded tasks, reduce negative emotions, framing/reframing	Tracker (Fitbit), emails
Fanning ⁵⁵	App+ <u>goal setting, gamification</u> : goal setting, review goals, discrepancy between behaviour and goal, instruction on doing the behaviour, unspecific incentive+reward	Meeting, emails, SMS: goal setting, review goals, cues, graded tasks, credible source, unspecific reward	App, meeting, emails, SMS, workbook
Patel, 2017 ⁵⁶	App (Moves) OR tracker (Fitbit)	SMS/emails, <u>gamification</u> : goal setting, behavioural contract, commitment, social support, anticipated regret, graded tasks; material incentive+reward; unspecific incentive+reward; future punishment	App (Moves) OR tracker (Fitbit), SMS and/or emails
John ⁵⁷	App (AchieveMint)+Tracker (Fitbit): material incentive	Emails (<u>+extra emails about rewards</u>), monetary reward: cues, cue signalling reward, material reward	App, Fitbit, monetary reward, emails
King ⁵⁸	Social app: problem solving, social support and comparison, instruction on doing the behaviour, cues	None	Dietary app
Melton ⁵⁹	<u>Tracker+app (Jawbone)</u>	Emails: cues	MyFitnessPal app, emails
Patel, 2016 I ⁶⁰	App (Moves)	SMS/email/automated voice call, <u>individual+team incentives</u> : goal setting, social comparison, material incentive+reward, social incentive+reward	App (Moves), SMS/email/automated voice call
Patel, 2016 II ⁶¹	App (Moves)	Feedback on team performance <u>compared with the 75th percentile</u> (email/SMS): goal setting, social comparison	App (Moves), feedback on team performance compared with the 50th percentile
Walsh ⁶²	App (Accupedo-Pro) <u>with widget</u> : discrepancy between current behaviour and goal, cues	Meeting, leaflet: goal setting, instruction on doing the behaviour, info on health consequences, demonstration of the behaviour	App, Meeting, leaflet
Cowdery ⁶³	Apps (<u>exergame+Moves</u>): unspecific incentive+reward, distraction	<u>Emails</u> : social support, instruction on doing the behaviour, cues	App (Moves)
Wang ⁶⁴	Tracker+app (Fitbit)	SMS, Fitbit website, meeting: goal setting, problem solving, cues	Tracker+app/website (Fitbit), meeting
Glynn ⁶⁵	App (Accupedo-Pro) <u>with widget</u> : cues	Leaflet, SMS, call: goal-setting, instruction on doing the behaviour, info on health consequences, cues, credible source	App, leaflet, SMS, call

*Components that distinguish the intervention from the control are underlined.

†Some BCTs were abbreviated for conciseness—check online supplemental materials for complete table.

‡By definition of the inclusion criteria, all mHealth technology components include self-monitoring of behaviour and feedback on behaviour, so these BCTs are not shown in intervention columns.

§BCTs for the control group are available in online supplemental file 1.

app, application; BCT, behaviour change technique; info, information; SMS, short message service; SNS, social networking site.

supplemental eTable 12). Personalisation features were mentioned in 12 studies,^{38 41 42 44–49 54 55 58} most commonly in the form of personalised goal setting,^{38 42 45 47 58} feedback^{42 44 46 49 54 58} and content^{41 44 48} (online supplemental eTable 13).

Meta-analysis and metaregression

The meta-analysis showed a positive effect on physical activity favouring interventions, including smartphone apps or activity trackers versus true and active control (SDM 0.350, 95% CI 0.236 to 0.465, $p < 0.0001$, $I^2 = 69%$, $T^2 = 0.051$), corresponding to an increase of 1850 steps per day (95% CI 1247 to 2457) (figure 3). Despite signs of publication bias in the funnel plot, the Duval and Tweedie trim-and-fill method showed the adjusted estimate remained significant (online supplemental eFigure 1). We conducted seven sensitivity analyses and their results were consistent with the main analysis, showing a

significant positive effect on physical activity favouring interventions including smartphone apps or activity trackers (online supplemental eTable 14). Grouping of studies by outcome type did, however, reveal a lower raw difference in means for daily step count (21 studies; 753.2, 95% CI 440.4 to 970.7). Forest plots of effect sizes ordered by retention rate, study duration and risk of bias are shown in online supplemental eFigures 2–4.

Six of 27 subgroup analyses (3 out of 16 planned analyses) were statistically significant (online supplemental eFigures 5–10 and online supplemental eTable 15), namely, studies where the intervention had goals and planning (SDM 0.446, 95% CI 0.33 to 0.562, $p < 0.0001$) or ‘graded tasks’ (SDM 0.512, 95% CI 0.337 to 0.687, $p = 0.031$) BCTs, text messaging (SDM 0.495, 95% CI 0.335 to 0.654, $p = 0.028$), personalisation (SDM 0.541, 95% CI 0.365 to 0.718, $p = 0.006$), studies where the authors mentioned conflicts of interest (SDM 0.529, 95% CI 0.388 to 0.671, $p = 0.004$) and studies mentioning behaviour change

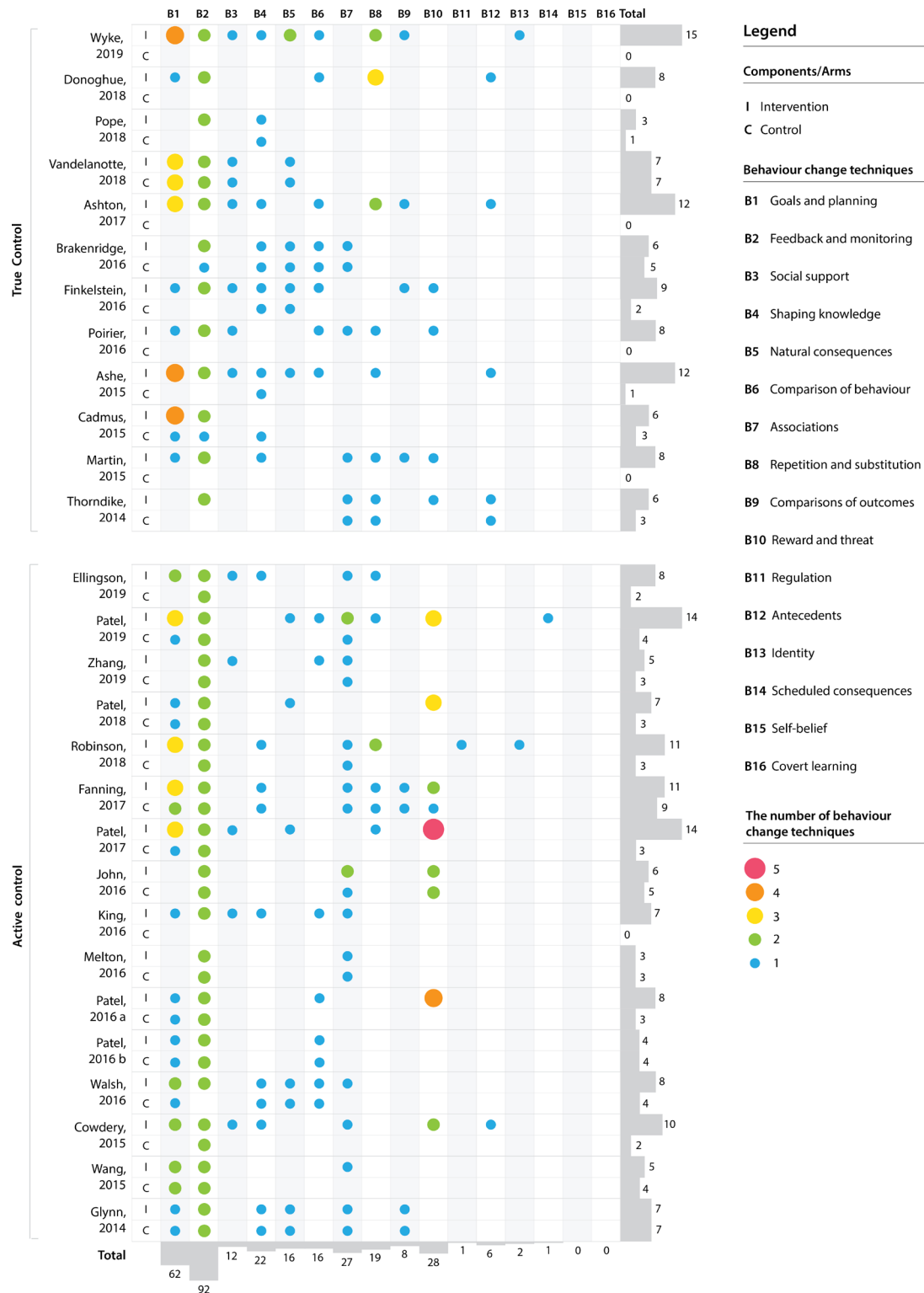


Figure 2 Mapping of BCTs in intervention and control groups of included studies. The most common BCTs present in the intervention were from the ‘feedback and monitoring’ group (B2, 60 BCTs across all 30 studies), followed by ‘goals and planning’ (B1, 47 BCTs across 22 studies) and ‘reward and threat’ (B10, 25 BCTs in 11 studies). BCT, behaviour change technique.

theories (SDM 0.449, 95% CI 0.312 to 0.587, p=0.018). Other subgroup analyses were not statistically significant, including analyses of studies where the intervention included an activity tracker or just an app, and studies where the tracker or the app were the only difference between intervention and control groups (online supplemental eTable 15). Heterogeneity was partially explained by differences in intervention components

and populations: studies showing an I² lower than 40% included those providing action planning or human contact, as well as studies not including activity trackers or focusing on overweight populations (online supplemental eTable 15).

A metaregression model including the moderators that showed significance in the previously mentioned subgroup analyses showed an adjusted R² of 0.57 (table 3). A model including

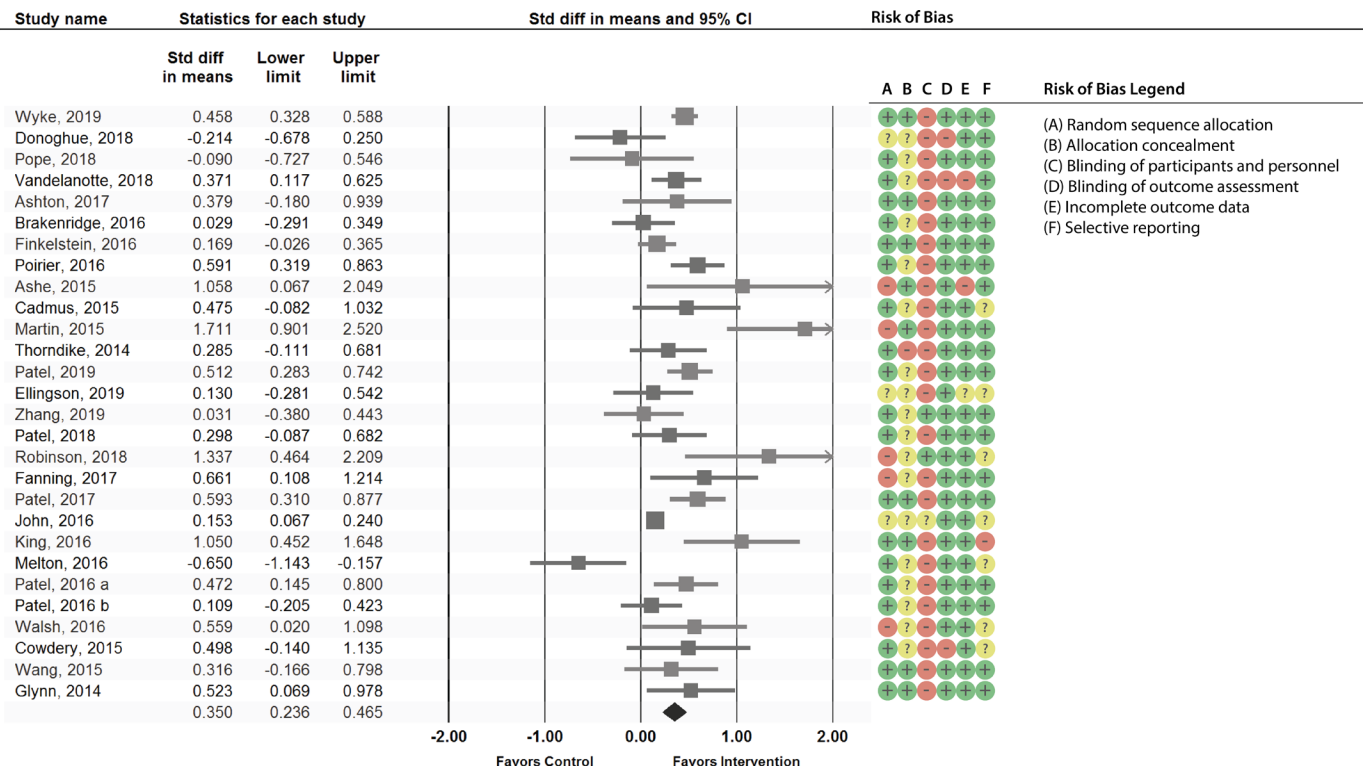


Figure 3 Forest plot of effect sizes and 95% CIs representing the effect of interventions involving mobile applications or activity trackers in increasing physical activity (random effects model) with risk of bias assessment. The meta-analysis showed a positive effect on physical activity favouring interventions, including smartphone apps or activity trackers (SDM 0.350, 95% CI 0.236 to 0.465, $p < 0.0001$, $I^2 = 69%$, $T^2 = 0.051$), corresponding to an increase of 1850 steps per day (95% CI 1247 to 2457). Note: size of squares is proportional to study sample size. SDM, standardised difference in means.

only the significant variables from the previous model, as well as two additional ones—retention rate in the intervention group and study duration—showed an adjusted R^2 of 0.64, but study duration was not significant. A model replacing study duration with a dichotomous variable representing studies where the app or tracker were the only difference between intervention and control showed an adjusted R^2 of 0.71, explaining 71% of the variance in effectiveness. Overall, text messaging, personalisation, and retention rate in the intervention were all significantly associated with intervention effectiveness, consistently across several models.

DISCUSSION
Main findings

This is the first systematic review and meta-analysis of physical activity RCTs testing mobile apps or activity trackers that enable automated and continuous self-monitoring and feedback, in adults without chronic disease. Our findings suggest that interventions using apps or trackers have small-to-moderate effects on physical activity at a mean follow-up of 13 weeks, with an average increase of 1850 steps per day, compared with control. The available evidence is of low-to-moderate quality according to the GRADE system⁶⁶ and should be interpreted within the context of existing heterogeneity and publication bias. However, adjusted results accounting for the presence of publication bias remained significant.

Interventions including text-messaging and personalisation features showed higher effectiveness, with moderate effect sizes. Some variables were significantly associated with higher effect sizes in subgroup analysis but not in the metaregression: interventions including BCTs from the goals and planning group or

graded tasks, studies mentioning behaviour change theories and studies mentioning conflicts of interest. Retention rate in the intervention was significantly associated with intervention effectiveness. Engagement measures were seldom mentioned and varied between studies.

Comparison with existing literature

We found a significant improvement in physical activity with apps and trackers, consistent with several previous meta-analyses focusing on older mobile technologies.^{10 11 20 25 28 67-69} Our meta-analysis included a higher number of RCTs (28 vs an average of 17) and showed lower heterogeneity than other meta-analyses on mobile technologies (I^2 of 69% vs an average of 75%).^{10 11 20 22 24-26 28 67-71} The lower heterogeneity may reflect the specificity of our inclusion criteria regarding population selection (adults without chronic disease) and the intervention (smartphone app or activity tracker enabling automated and continuous self-monitoring and feedback).

This study is consistent with previous work showing higher intervention effectiveness with the use of self-regulation techniques (self-monitoring, feedback and goal setting).^{9 11 72} Our review expands on this prior work by showing that automating self-monitoring and feedback does not seem to decrease intervention effectiveness, which could happen due to the lower effort and attention required from people to monitor their behaviour. In fact, lowering user burden may indeed contribute to higher engagement and effectiveness by decreasing the ‘costs’ of the intervention (such as the ‘opportunity costs’ of doing other valued activities).⁷³ Self-regulation techniques are recognisably important in promoting physical activity,^{9 11 72} and self-regulation is a crucial concept in social cognitive theory, the

Table 3 Metaregression

Covariate*##	Coefficient (95% CI)	P value	R ² analogue
Model 0			
Intercept	-0.128 (-0.34 to 0.084)	0.237	0.57
Goals and planning	0.05 (-0.041 to 0.141)	0.281	
Text messaging	0.365 (0.107 to 0.624)	0.006	
Personalisation	0.252 (0.033 to 0.47)	0.024	
Conflicts of interest	0.072 (-0.222 to 0.366)	0.631	
Graded tasks	-0.132 (-0.424 to 0.159)	0.374	
Behaviour change theories	0.24 (-0.004 to 0.484)	0.054	
Model 1			
Intercept	-1.054 (-1.875 to -0.232)	0.012	0.67
Text messaging	0.302 (0.112 to 0.492)	0.002	
Personalisation	0.365 (0.16 to 0.57)	0.001	
Number of BCTs in the intervention	0.02 (-0.007 to 0.047)	0.151	
Retention in the intervention	0.011 (0.002 to 0.02)	0.021	
Model 2			
Intercept	-1.081 (-1.914 to -0.248)	0.011	0.64
Text messaging	0.334 (0.147 to 0.522)	0.001	
Personalisation	0.427 (0.236 to 0.619)	<0.001	
Retention rate in the intervention	0.012 (0.004 to 0.02)	0.006	
Model 3			
Intercept	-1.058 (-1.925 to -0.19)	0.017	0.64
Text messaging	0.32 (0.127 to 0.512)	0.001	
Personalisation	0.445 (0.252 to 0.639)	<0.001	
Retention rate in the intervention	0.013 (0.004 to 0.022)	0.005	
Study duration	-0.007 (-0.019 to 0.004)	0.192	
Model 4			
Intercept	-2.077 (-3.395 to -0.759)	0.002	0.71
Text messaging	0.422 (0.222 to 0.623)	<0.001	
Personalisation	0.49 (0.293 to 0.686)	<0.001	
Retention rate in the intervention	0.022 (0.009 to 0.036)	0.001	
Studies where the app or tracker was the only difference between intervention and control	0.374 (-0.005 to 0.752)	0.053	

Multivariate metaregression models with statistically significant moderators identified in subgroup analyses, a dichotomous variable representing studies where the app or tracker was the only difference between intervention and control, and continuous moderators (number of BCTs in the intervention, retention rate and study duration). Statistically significant moderators were kept in successive models. R² was calculated to determine the proportion of total between-study variance explained by the model.

Italicised numbers correspond to statistically significant p values.

*Goals and planning: studies where the intervention includes BCTs in this category.

†Text messaging: studies where the intervention includes text messaging.

‡Personalisation: studies mentioning personalisation in the intervention.

§Conflicts of interest: studies where the authors mention conflicts of interest.

¶Graded tasks: studies where the intervention included this BCT.

**Behaviour change theories: studies mentioning use of behaviour change theories.

††Reference for all dichotomous variables: remaining studies.

‡‡Retention rate: retention rate in the intervention group (continuous variable).

BCT, behaviour change technique.

most commonly mentioned theory in our study and related reviews.²⁴ The higher prevalence of social cognitive theory and self-regulation techniques in our review may also explain our finding that interventions mentioning (ie, being based on) behaviour change theories were more effective, with previous meta-analyses suggesting that effectiveness may be more influenced by the specific BCTs used in an intervention than merely by the stated use of theory.⁷⁴

As in other reviews, we found higher effectiveness of interventions including text messaging,⁷⁵ suggesting that this long-standing delivery mode continues to play an important role in behavioural informatics. Text messaging allows the delivery of prompts and cues, a BCT associated with behaviour maintenance.⁷⁶ Future research should explore whether the effect of

text messages can be explained by their higher intrusiveness when compared with smartphone notifications (which can be switched off more easily). Additional studies with a longer duration should also explore the role of different components and BCTs in promoting engagement⁷⁷ and intervention effectiveness in the long term.

Our study showed a higher average retention rate than the only other meta-analysis reporting this measure (90.5% vs 80%).¹¹ In our analysis, retention was associated with effectiveness, whereas study duration was not. Furthermore, four studies reported on engagement changes over time, showing progressively lower usage^{43 44 51 55} despite their short duration—a phenomenon known as the law of attrition of health informatics interventions.⁷⁸ Only one of these studies found a statistically

Review

significant improvement in physical activity at the end of the intervention,⁵⁵ which suggests the importance of continued engagement for effectiveness. It thus remains unclear what the right ‘dose’ of app or tracker usage may be, or how it might vary for different people and circumstances. Future studies should consistently report engagement measures to allow future evaluation of the dose–response relationship between app or tracker usage and effectiveness.

Personalisation seems promising in promoting effective engagement with behaviour change interventions.^{73 79 80} Previous reviews of computer-tailored interventions to promote behaviour change have found higher effectiveness of interventions providing tailored content, that is, selecting communication content using data-driven decision rules.⁸¹ Recent developments in artificial intelligence may help leverage the richness of data routinely collected by smartphones and build machine learning models that optimise intervention content, timing and delivery, based on users’ preferences, behavioural patterns, and other individual and contextual data.^{82–84} In the future, mobile physical activity interventions may be able to deliver a core set of universally effective BCTs (eg, self-regulation), with additional techniques and features being personalised. Future research should explore users’ perspectives on personalisation and the potential downsides resulting from sharing large volumes of personal data for that purpose.

Strengths and limitations

Our study has several strengths. Our search strategy included peer-reviewed and grey literature. There was substantial agreement in full-text screening. Given that data extraction was hampered by incomplete intervention descriptions, with most studies not adhering to reporting guidelines, we complemented data extraction with information from protocol papers, registrations and emails to authors, as well as known basic features of commercial trackers and mobile apps. Data extraction was extensive and included coding of BCTs by three trained investigators, following the BCT taxonomy.⁸ Several sensitivity analyses were consistent with our main results. Our reporting of retention and engagement metrics and our analysis of the

effectiveness of different features within the interventions are the most comprehensive to date.

Our review also has some limitations: (1) the search strategy was not peer reviewed; (2) data extraction and coding were not conducted independently and we could not measure intercoder agreement; (3) our coding of personalisation features was based on authors’ mention of this term or synonyms; (4) subgroup analyses and meta-regression should be interpreted as exploratory findings due to the possibility of mass significance and uncontrolled confounding; (5) there was considerable heterogeneity, which was partially explained by differences in intervention components and population; (6) there were changes from the protocol, which are acknowledged in the methods and supplements; (7) generalisation of our results to the female population is limited, given that only 28% of participants were women (due to the inclusion of a few large-scale studies targeting only men).

Implications

Interventions using smartphone apps or activity trackers seem promising from a clinical and public health perspective, promoting a significant step count increase of 1850 steps/day. These results are of public health importance according to recent evidence showing that any physical activity, regardless of intensity, is associated with lower mortality risk in a dose–response manner⁸⁵ and that an increase of 1700 steps/day is significantly associated with lower mortality rates.⁸⁶

Apps and trackers are becoming ubiquitous in people’s daily lives, with smartphone ownership surpassing three-quarters of the population and activity trackers being used by one-third of adults in the USA and UK.^{87 88} Despite growing access to these technologies, it is important to ensure that the needs of diverse groups are being met by closing the digital divide, promoting digital health literacy and fostering inclusive design strategies.⁸⁹ Wide reach to different population groups is key to guaranteeing that improvements in physical activity from these interventions generate large effects at the population level, without worsening health inequities.

Enhancing the value of these interventions to consumers may boost long-term engagement and effectiveness, further increasing their impact. Promoting engagement beyond the initial ‘novelty phase’ is dependent on user experience, overall utility, and the ability to integrate with other devices and services.¹⁴ Integrating sensor data from apps and trackers with electronic health record data are also likely to be useful for patients and clinicians. This is now possible with the Apple Health app, which is able to pull in health data from healthcare institutions,¹² operating as a personal health record. Such innovations, adding value to consumers, have the potential to spark a new generation of precision public health interventions.

The prescription of smartphone apps or activity trackers by clinicians to promote physical activity may extend the benefits of these interventions beyond the ‘worried well’ early adopters.^{90 91} Primary care behaviour counselling interventions to promote physical activity are known to consistently improve important intermediate health outcomes, with evidence of a dose–response.⁹² Given increasing time constraints in clinical practice, a brief intervention during the consultation may consist of prescribing an app or tracker, as part of a shared decision-making process, to individuals who seem ready to make behavioural changes.

What is already known

- ▶ Waist-worn pedometers can increase physical activity in the short term but are burdensome to use. Reviews of apps and trackers have shown inconsistent results, with high heterogeneity. Existing reviews of apps and trackers have not yet focused on healthy adults and on state-of-the-art technology, enabling automated and continuous self-monitoring and feedback.

What are the new findings

- ▶ Interventions using contemporary mobile apps or physical activity trackers are effective in promoting physical activity, with a statistically significant effect size of public health relevance. These interventions were more effective when including text-messaging or personalisation features. These results are valuable to clinicians, who may prescribe apps and trackers as part of a shared decision-making process to individuals who seem ready to make behavioural changes.

CONCLUSION

We performed a systematic review and meta-analysis of RCTs and found that interventions using smartphone apps or physical activity trackers have a significant small-to-moderate effect in increasing physical activity (1850 steps daily). These interventions were more effective when including text-messaging or personalisation features. Given the wide and increasing reach of smartphones, even modest improvements in physical activity can produce large effects at the population level. Longer-duration studies with more diverse populations should explore long-term effectiveness and sustained engagement.

Author affiliations

¹Faculty of Medicine and Health, Westmead Applied Research Centre, The University of Sydney, Sydney, New South Wales, Australia

²Centre for Health Informatics - Australian Institute of Health Innovation, Macquarie University, Sydney, New South Wales, Australia

³Faculty of Medicine and Health, The University of Sydney, Sydney, New South Wales, Australia

⁴CEDOC, Chronic Diseases Research Centre, NOVA Medical School, Faculdade de Ciências Médicas, Lisbon, Portugal

⁵Faculty of Engineering and IT, University of Technology Sydney, Sydney, New South Wales, Australia

⁶Centre for Big Data Research in Health, University of New South Wales, Sydney, New South Wales, Australia

⁷Institute of Global Health Innovation, Imperial College London, London, UK

⁸Norwegian Centre for Integrated Care and Telemedicine, University Hospital of North Norway, Tromsø, Norway

⁹Nova Medical School, Universidade Nova de Lisboa, Lisboa, Portugal

¹⁰Escola Superior Tecnologias da Saude, Instituto Politécnico de Lisboa, Lisboa, Portugal

¹¹Division of General Internal Medicine and Primary Care, Brigham and Women's Hospital, Boston, Massachusetts, USA

Twitter Liliana Laranjo @LilianaLaranjo and Ding Ding @DrMelodyDing

Acknowledgements We thank Annie Y S Lau, Monique Lepouris and Keyu Wang for help with title and abstract screening.

Contributors The corresponding author (LL) attests that all listed authors meet authorship criteria and that no others meeting the criteria have been omitted. LL is the guarantor. Conception and design of the work: LL; database searching: LL, BC, MLA; title, abstract and full-text screening: LL, BC, BH, DR, ALN, EG, HLT, MLA; outcome data extraction: LL, BH; BCT coding: LL, EG, HLT; risk of bias: LL, BH, ALN; figure 1: BC, LL; figures 2 and 3: BK, LL; data analysis and interpretation: LL, BH, DD, DWB, JCQ, EC, DR, HLT, KPD, GCN; first draft: LL; critical revision of drafts for important intellectual content: LL, DD, DWB, BH, BK, JCQ, HLT, KPD, DR, EG, ALN, GCN, MLA, BC, EC; final approval of the version to be published: LL, DD, DWB, BH, BK, JCQ, HLT, KPD, DR, EG, ALN, GCN, MLA, BC, EC.

Funding This research was supported by the National Health and Medical Research Council (grant APP1134919, Centre for Research Excellence in Digital Health). The funder had no role in the design and conduct of the study; collection, management, analysis and interpretation of the data; and preparation, review or approval of the manuscript.

Competing interests None declared.

Patient consent for publication Not required.

Provenance and peer review Not commissioned; externally peer reviewed.

Data availability statement The study-specific summary data included in the meta-analysis can be obtained from the corresponding author (liliana.laranjo@mq.edu.au).

Supplemental material This content has been supplied by the author(s). It has not been vetted by BMJ Publishing Group Limited (BMJ) and may not have been peer-reviewed. Any opinions or recommendations discussed are solely those of the author(s) and are not endorsed by BMJ. BMJ disclaims all liability and responsibility arising from any reliance placed on the content. Where the content includes any translated material, BMJ does not warrant the accuracy and reliability of the translations (including but not limited to local regulations, clinical guidelines, terminology, drug names and drug dosages), and is not responsible for any error and/or omissions arising from translation and adaptation or otherwise.

ORCID iDs

Liliana Laranjo <http://orcid.org/0000-0003-1020-3402>

Ding Ding <http://orcid.org/0000-0001-9850-9224>

Bruno Heleno <http://orcid.org/0000-0002-3943-1858>

Enrico Coiera <http://orcid.org/0000-0002-6444-6584>

REFERENCES

- Kyu HH, Bachman VF, Alexander LT, *et al*. Physical activity and risk of breast cancer, colon cancer, diabetes, ischemic heart disease, and ischemic stroke events: systematic review and dose-response meta-analysis for the global burden of disease study 2013. *BMJ* 2016;354:i3857.
- Arem H, Moore SC, Patel A, *et al*. Leisure time physical activity and mortality: a detailed pooled analysis of the dose-response relationship. *JAMA Intern Med* 2015;175:959–67.
- Lear SA, Hu W, Rangarajan S, *et al*. The effect of physical activity on mortality and cardiovascular disease in 130 000 people from 17 high-income, middle-income, and low-income countries: the PURE study. *Lancet* 2017;390:2643–54.
- Ekelund U, Tarp J, Steene-Johannessen J, *et al*. Dose-Response associations between accelerometer measured physical activity and sedentary time and all cause mortality: systematic review and harmonised meta-analysis. *BMJ* 2019;366:l4570.
- Guthold R, Stevens GA, Riley LM, *et al*. Worldwide trends in insufficient physical activity from 2001 to 2016: a pooled analysis of 358 population-based surveys with 1.9 million participants. *Lancet Glob Health* 2018;6:e1077–86.
- Kohl HW, Craig CL, Lambert EV, *et al*. The pandemic of physical inactivity: global action for public health. *Lancet* 2012;380:294–305.
- Ding D, Lawson KD, Kolbe-Alexander TL, *et al*. The economic burden of physical inactivity: a global analysis of major non-communicable diseases. *Lancet* 2016;388:1311–24.
- Michie S, Richardson M, Johnston M, *et al*. The behavior change technique taxonomy (V1) of 93 hierarchically clustered techniques: building an international consensus for the reporting of behavior change interventions. *Ann Behav Med* 2013;46:81–95.
- Michie S, Abraham C, Whittington C, *et al*. Effective techniques in healthy eating and physical activity interventions: a meta-regression. *Health Psychol* 2009;28:690–701.
- Kang M, Marshall SJ, Barreira TV, *et al*. Effect of pedometer-based physical activity interventions: a meta-analysis. *Res Q Exerc Sport* 2009;80:648–55.
- Bravata DM, Smith-Spangler C, Sundaram V, *et al*. Using pedometers to increase physical activity and improve health: a systematic review. *JAMA* 2007;298:2296–304.
- Sim I. Mobile devices and health. *N Engl J Med* 2019;381:956–68.
- Simblett S, Greer B, Matcham F, *et al*. Barriers to and facilitators of engagement with remote measurement technology for managing health: systematic review and content analysis of findings. *J Med Internet Res* 2018;20:e10480.
- Ledger D, McCaffrey D. Inside Wearables: how the science of human behavior change offers the secret to long-term engagement. *Endeavour Partners LLC* 2014.
- Tudor-Locke C, Lutes L. Why do pedometers work?: a reflection upon the factors related to successfully increasing physical activity. *Sports Med* 2009;39:981–93.
- Higgins JP. Smartphone applications for patients' health and fitness. *Am J Med* 2016;129:11–19.
- Cotton V, Patel MS. Gamification use and design in popular health and fitness mobile applications. *Am J Health Promot* 2019;33:448–51.
- Davergne T, Pallot A, Dechartres A, *et al*. Use of wearable activity Trackers to improve physical activity behavior in patients with rheumatic and musculoskeletal diseases: a systematic review and meta-analysis. *Arthritis Care Res* 2019;71:758–67.
- Braakhuis HEM, Berger MAM, Bussmann JBJ. Effectiveness of healthcare interventions using objective feedback on physical activity: a systematic review and meta-analysis. *J Rehabil Med* 2019;51:151–9.
- Hodkinson A, Kontopantelis E, Adeniji C, *et al*. Accelerometer- and Pedometer-Based physical activity interventions among adults with cardiometabolic conditions: a systematic review and meta-analysis. *JAMA Netw Open* 2019;2:e1912895.
- Kirk MA, Amiri M, Pirbaglou M, *et al*. Wearable technology and physical activity behavior change in adults with chronic cardiometabolic disease: a systematic review and meta-analysis. *Am J Health Promot* 2019;33:778–91.
- Yerrakalva D, Yerrakalva D, Hajna S, *et al*. Effects of mobile health APP interventions on sedentary time, physical activity, and fitness in older adults: systematic review and meta-analysis. *J Med Internet Res* 2019;21:e14343.
- Oliveira S, Sherrington C, RYZ E, *et al*. Effect of interventions using physical activity trackers on physical activity in people aged 60 years and over: a systematic review and meta-analysis. *Br J Sports Med* 2019.
- Romeo A, Edney S, Plotnikoff R, *et al*. Can smartphone Apps increase physical activity? systematic review and meta-analysis. *J Med Internet Res* 2019;21:e12053.
- Feter N, Dos Santos TS, Caputo EL, *et al*. What is the role of smartphones on physical activity promotion? A systematic review and meta-analysis. *Int J Public Health* 2019;64:679–90.
- Flores Mateo G, Granado-Font E, Ferré-Grau C, *et al*. Mobile phone Apps to promote weight loss and increase physical activity: a systematic review and meta-analysis. *J Med Internet Res* 2015;17:e253.
- Lewis ZH, Lyons EJ, Jarvis JM, *et al*. Using an electronic activity monitor system as an intervention modality: a systematic review. *BMC Public Health* 2015;15:585.
- Gal R, May AM, van Overmeeren EJ, *et al*. The effect of physical activity interventions comprising Wearables and smartphone applications on physical activity: a systematic review and meta-analysis. *Sports Med Open* 2018;4:42.

- 29 Lynch C, Bird S, Lythgo N, *et al.* Changing the physical activity behavior of adults with fitness Trackers: a systematic review and meta-analysis. *Am J Health Promot* 2020;34:418–30.
- 30 Brickwood K-J, Watson G, O'Brien J, *et al.* Consumer-Based wearable activity Trackers increase physical activity participation: systematic review and meta-analysis. *JMIR Mhealth Uhealth* 2019;7:e11819.
- 31 Liberati A, Altman DG, Tetzlaff J, *et al.* The PRISMA statement for reporting systematic reviews and meta-analyses of studies that evaluate healthcare interventions: explanation and elaboration. *BMJ* 2009;339:b2700.
- 32 Higgins J, Green S. *Cochrane Handbook for systematic reviews of interventions*. Chichester: John Wiley & Sons, 2011.
- 33 Higgins JPT, Altman DG, Gøtzsche PC, *et al.* The Cochrane collaboration's tool for assessing risk of bias in randomised trials. *BMJ* 2011;343:d5928.
- 34 Cohen J. *Statistical power analysis for the behavioral sciences*. Routledge, 2013. ISBN: 1134742703.
- 35 Borenstein M, Hedges LV, Higgins JP, *et al.* *Introduction to meta-analysis*. John Wiley & Sons, 2011. ISBN: 1119964377.
- 36 Guyatt GH, Oxman AD, Vist GE, *et al.* Grade: an emerging consensus on rating quality of evidence and strength of recommendations. *BMJ* 2008;336:924–6.
- 37 Tong HL, Coiera E, Laranjo L. Using a mobile social networking APP to promote physical activity: a qualitative study of users' perspectives. *J Med Internet Res* 2018;20:e11439.
- 38 Wyke S, Bunn C, Andersen E, *et al.* The effect of a programme to improve men's sedentary time and physical activity: the European fans in training (EuroFIT) randomised controlled trial. *PLoS Med* 2019;16:e1002736.
- 39 DiFrancisco-Donoghue J, Jung M-K, Stangle A, *et al.* Utilizing wearable technology to increase physical activity in future physicians: a randomized trial. *Prev Med Rep* 2018;12:122–7.
- 40 Pope Z. *Use of wearable technology and social media to improve physical activity and dietary behaviors among college students: a 12-week randomized pilot study*. University of Minnesota, 2018.
- 41 Vandelanotte C, Duncan MJ, Maher CA, *et al.* The effectiveness of a web-based Computer-Tailored physical activity intervention using Fitbit activity Trackers: randomized trial. *J Med Internet Res* 2018;20:e11321.
- 42 Ashton LM, Morgan PJ, Hutchesson MJ, *et al.* Feasibility and preliminary efficacy of the 'HEYMAN' healthy lifestyle program for young men: a pilot randomised controlled trial. *Nutr J* 2017;16:2.
- 43 Brakenridge CL, Fjeldsoe BS, Young DC, *et al.* Evaluating the effectiveness of organisational-level strategies with or without an activity tracker to reduce office workers' sitting time: a cluster-randomised trial. *Int J Behav Nutr Phys Act* 2016;13:115.
- 44 Finkelstein EA, Haaland BA, Bilger M, *et al.* Effectiveness of activity trackers with and without incentives to increase physical activity (TRIPPA): a randomised controlled trial. *Lancet Diabetes Endocrinol* 2016;4:983–95.
- 45 Poirier J, Bennett WL, Jerome GJ, *et al.* Effectiveness of an activity Tracker- and Internet-based adaptive walking program for adults: a randomized controlled trial. *J Med Internet Res* 2016;18:e34.
- 46 Ashe MC, Winters M, Hoppmann CA, *et al.* "Not just another walking program": Everyday Activity Supports You (EASY) model- a randomized pilot study for a parallel randomized controlled trial. *Pilot Feasibility Stud* 2015;1:4.
- 47 Cadmus-Bertram LA, Marcus BH, Patterson RE, *et al.* Randomized trial of a Fitbit-Based physical activity intervention for women. *Am J Prev Med* 2015;49:414–8.
- 48 Martin SS, Feldman DI, Blumenthal RS, *et al.* mActive: a randomized clinical trial of an automated mHealth intervention for physical activity promotion. *J Am Heart Assoc* 2015;4. doi:10.1161/JAHA.115.002239. [Epub ahead of print: 09 Nov 2015].
- 49 Thorndike AN, Mills S, Sonnenberg L, *et al.* Activity monitor intervention to promote physical activity of physicians-in-training: randomized controlled trial. *PLoS One* 2014;9:e100251.
- 50 Patel MS, Small DS, Harrison JD, *et al.* Effectiveness of behaviorally designed Gamification interventions with social incentives for increasing physical activity among overweight and obese adults across the United States: the step up randomized clinical trial. *JAMA Intern Med* 2019;9:1624–9.
- 51 Ellingson LD, Lansing JE, DeShaw KJ, *et al.* Evaluating motivational interviewing and habit formation to enhance the effect of activity Trackers on healthy adults' activity levels: randomized intervention. *JMIR Mhealth Uhealth* 2019;7:e10988.
- 52 Zhang J, Jemmott III JB. Mobile app-based small-group physical activity intervention for young African American women: a pilot randomized controlled trial. *Prev Sci* 2019;20:863–72.
- 53 Patel MS, Volpp KG, Rosin R, *et al.* A randomized, controlled trial of Lottery-Based financial incentives to increase physical activity among overweight and obese adults. *Am J Health Promot* 2018;32:1568–75.
- 54 Robinson SA, Bisson AN, Hughes ML, *et al.* Time for change: using implementation intentions to promote physical activity in a randomised pilot trial. *Psychol Health* 2019;34:232–54.
- 55 Fanning J, Roberts S, Hillman CH, *et al.* A smartphone "app"-delivered randomized factorial trial targeting physical activity in adults. *J Behav Med* 2017;40:712–29.
- 56 Patel MS, Benjamin EJ, Volpp KG, *et al.* Effect of a Game-Based intervention designed to enhance social incentives to increase physical activity among families: the be fit randomized clinical trial. *JAMA Intern Med* 2017;177:1586–93.
- 57 John LK, Milkman KL, Gino F, *et al.* *The role of incentive salience in habit formation*. Harvard Business School, 2016: 16–90.
- 58 King AC, Hekler EB, Grieco LA, *et al.* Effects of three Motivationally targeted mobile device applications on initial physical activity and sedentary behavior change in midlife and older adults: a randomized trial. *PLoS One* 2016;11:e0156370.
- 59 Melton BF, Buman MP, Vogel RL, *et al.* Wearable devices to improve physical activity and sleep: a randomized controlled trial of College-Aged African American women. *Journal of Black Studies* 2016;47:610–25.
- 60 Patel MS, Asch DA, Rosin R, *et al.* Individual versus team-based financial incentives to increase physical activity: a randomized, controlled trial. *J Gen Intern Med* 2016;31:746–54.
- 61 Patel MS, Volpp KG, Rosin R, *et al.* A randomized trial of social comparison feedback and financial incentives to increase physical activity. *Am J Health Promot* 2016;30:416–24.
- 62 Walsh JC, Corbett T, Hogan M, *et al.* An mHealth intervention using a smartphone APP to increase walking behavior in young adults: a pilot study. *JMIR Mhealth Uhealth* 2016;4:e109.
- 63 Cowdery J, Majeske P, Frank R, *et al.* Exergame Apps and physical activity: the results of the ZOMBIE trial. *Am J Health Educ* 2015;46:216–22.
- 64 Wang JB, Cadmus-Bertram LA, Natarajan L, *et al.* Wearable Sensor/Device (Fitbit one) and SMS Text-Messaging prompts to increase physical activity in overweight and obese adults: a randomized controlled trial. *Telemed J E Health* 2015;21:782–92.
- 65 Glynn LG, Hayes PS, Casey M, *et al.* Effectiveness of a smartphone application to promote physical activity in primary care: the smart move randomised controlled trial. *Br J Gen Pract* 2014;64:e384–91.
- 66 Guyatt GH, Oxman AD, Vist GE, *et al.* Grade: an emerging consensus on rating quality of evidence and strength of recommendations. *BMJ* 2008;336:924–6.
- 67 Goode AP, Hall KS, Batch BC, *et al.* The impact of interventions that integrate Accelerometers on physical activity and weight loss: a systematic review. *Ann Behav Med* 2017;51:79–93.
- 68 Fanning J, Mullen SP, McAuley E. Increasing physical activity with mobile devices: a meta-analysis. *J Med Internet Res* 2012;14:e161.
- 69 Foster C, Richards J, Thorogood M, *et al.* Remote and web 2.0 interventions for promoting physical activity. *Cochrane Database Syst Rev* 2013;9:Cd010395.
- 70 Palmer M, Sutherland J, Barnard S, *et al.* The effectiveness of smoking cessation, physical activity/diet and alcohol reduction interventions delivered by mobile phones for the prevention of non-communicable diseases: a systematic review of randomised controlled trials. *PLoS One* 2018;13:e0189801.
- 71 Direito A, Carraga E, Rawstorn J, *et al.* mHealth technologies to influence physical activity and sedentary behaviors: behavior change techniques, systematic review and meta-analysis of randomized controlled trials. *Ann Behav Med* 2017;51:226–39.
- 72 Williams SL, French DP. What are the most effective intervention techniques for changing physical activity self-efficacy and physical activity behaviour--and are they the same? *Health Educ Res* 2011;26:308–22.
- 73 Yardley L, Spring BJ, Riper H, *et al.* Understanding and promoting effective engagement with digital behavior change interventions. *Am J Prev Med* 2016;51:833–42.
- 74 McEwan D, Beauchamp MR, Kouvousis C, *et al.* Examining the active ingredients of physical activity interventions underpinned by theory versus no stated theory: a meta-analysis. *Health Psychol Rev* 2019;13:1–17.
- 75 Head KJ, Noar SM, Iannarino NT, *et al.* Efficacy of text messaging-based interventions for health promotion: a meta-analysis. *Soc Sci Med* 2013;97:41–8.
- 76 Fjeldsoe B, Neuhaus M, Winkler E, *et al.* Systematic review of maintenance of behavior change following physical activity and dietary interventions. *Health Psychol* 2011;30:99–109.
- 77 Short C, Rebar A, Plotnikoff R, *et al.* Designing engaging online behaviour change interventions: a proposed model of user engagement 2015.
- 78 Eysenbach G. The law of attrition. *J Med Internet Res* 2005;7:e11.
- 79 Tang MY, Smith DM, Mc Sharry J, *et al.* Behavior change techniques associated with changes in Postintervention and maintained changes in self-efficacy for physical activity: a systematic review with meta-analysis. *Ann Behav Med* 2019;53:801–15.
- 80 Ogilvie D, Foster CE, Rothnie H, *et al.* Interventions to promote walking: systematic review. *BMJ* 2007;334:1204.
- 81 Krebs P, Prochaska JO, Rossi JS. A meta-analysis of computer-tailored interventions for health behavior change. *Prev Med* 2010;51:214–21.
- 82 Chen JH, Asch SM. Machine Learning and Prediction in Medicine - Beyond the Peak of Inflated Expectations. *N Engl J Med* 2017;376:2507–9.
- 83 Topol EJ. High-Performance medicine: the convergence of human and artificial intelligence. *Nat Med* 2019;25:44–56.
- 84 Insel TR. Digital phenotyping: technology for a new science of behavior. *JAMA* 2017;318:1215–6.
- 85 Ekelund U, Tarp J, Steene-Johannessen J, *et al.* Dose-Response associations between accelerometry measured physical activity and sedentary time and all cause mortality: systematic review and harmonised meta-analysis. *BMJ* 2019;366:l4570.

- 86 Lee I-M, Shiroma EJ, Kamada M, *et al.* Association of step volume and intensity with all-cause mortality in older women. *JAMA Intern Med* 2019. doi:10.1001/jamainternmed.2019.0899. [Epub ahead of print: 29 May 2019].
- 87 Global mobile consumer survey: UK cut | plateauing at the peak. The state of the smartphone. *Deloitte* 2019.
- 88 Global mobile consumer survey: US edition | a new era in mobile continues. *Deloitte* 2018.
- 89 Rodriguez JA, Clark CR, Bates DW. Digital health equity as a necessity in the 21st century cures act era. *JAMA* 2020;323:2381.
- 90 Bates DW, Landman A, Levine DM. Health Apps and health policy: what is needed? *JAMA* 2018;320:1975–6.
- 91 Gordon WJ, Landman A, Zhang H, *et al.* Beyond validation: getting health apps into clinical practice. *NPJ Digit Med* 2020;3:14.
- 92 Patnode CD, Evans CV, Senger CA, *et al.* Behavioral counseling to promote a healthful diet and physical activity for cardiovascular disease prevention in adults without known cardiovascular disease risk factors: updated evidence report and systematic review for the US preventive services Task force. *JAMA* 2017;318:175–93.